

AMGO Hydraulic Corporation provides comprehensive services that specialize in R&D, manufacturing and global distribution of automotive service equipment. We provide an extensive line of quality automotive car lifts and over 20 years of industry experience, with the best warranty on the market.

AMGO's dedication to quality, innovation, safety and service sets us apart from our competitors.

Our product is available all over the country in our East, Central, and West Coast warehouses. AMGO continues to expand its sales through our distribution network in North America and South America.

We are always looking for new partners to grow together!



WE OFFER THE BEST WARRANTY IN THE INDUSTRY.

- 5 Year warranty for steel structure
- 3 Year warranty for hydraulic parts (vs 2 year for other brands)
- 2 Year warranty for electrical components (vs 1 year for other brands)

Our Mission Is to Provide the Best Products and Services in the World at Affordable Price with Complete Customer Satisfaction!



SC Distribution Center



TX Distribution Center

AMGO HYDRAULIC CORPORATION

SC Division: 1931 Joe Rogers Jr Blvd, Manning, SC 29102, USA
Tel:(803)505-6410

TX Division: 4310 Adler, Suite 200, Dallas, TX 75211,USA
Tel:(214)377-8091



We're More Than a Manufacturer. We Are the Leader in Innovation, Technology and Service

www.amgohyd.com

LOW-RISED

PORTABLE LIFT

The Portable low-rised lift is an excellent choice for low ceiling or adding a bay for seasonal increases in business. Provides good working height for tires, brakes and body repairs.

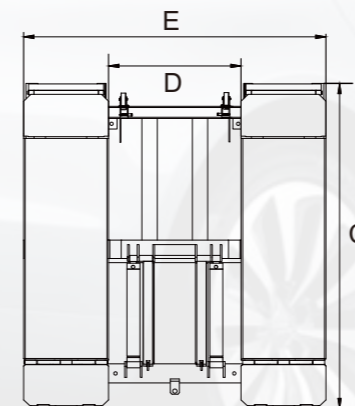
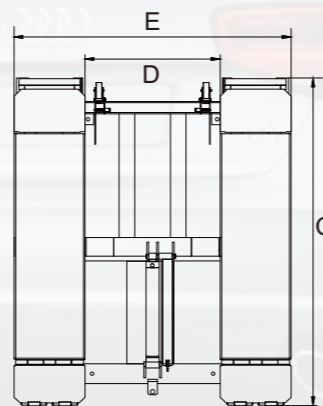
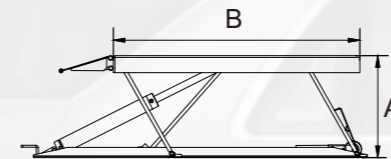
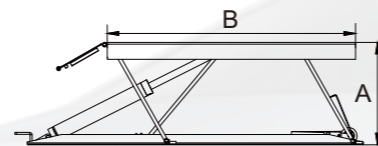


LR06

LR10

LR06
6,000lbs

LR10
10,000lbs



LR06

LR10

Main Features

- ✓ Recessed design with expanded platforms to accommodate a wide range of vehicles;
- ✓ Portable design for easy movement with the new telescoping dolly;
- ✓ Multiple mechanical lock points offer comfortable working heights;
- ✓ Auto-release mechanical locks eliminate the need for an external air source;
- ✓ Rugged frame platforms feature hard rubber to prevent direct vehicle-to-platform contact;
- ✓ Dual-entry design maximizes usable space;
- ✓ Versatile drive-in ramps can also serve as extension platforms (Only LR10).

Model	LR06	LR10
Lifting Capacity	6,000lbs	10,000lbs
Lifting Time	56S(110V)	56S(110V)
Max. Lifting Height	24 3/16"	24 3/16"
Min. Height	4 1/8"	4 1/8"
Runway Length	B	57 3/16"
Overall Length	C	84 1/16"
Width Between Runways	D	34 3/16"
Overall Width	E	77 15/16"
Gross Weight	827lbs	1,052lbs
Motor	1.0HP, 110V/60Hz, single phase	

FEATURES




Durable 1 1/2" rubber pads for the LR06.



Durable 1 1/2" and 2 3/4" rubber pads for the LR10.



Low-profile platform that accommodates various (even low chassis) vehicles.



Portable design - Lift moves easily with the new telescoping dolly.



Exclusive design - Detachable power unit stand & telescoping dolly.



Versatile drive-in ramps can also serve as extension platforms (Only LR10).